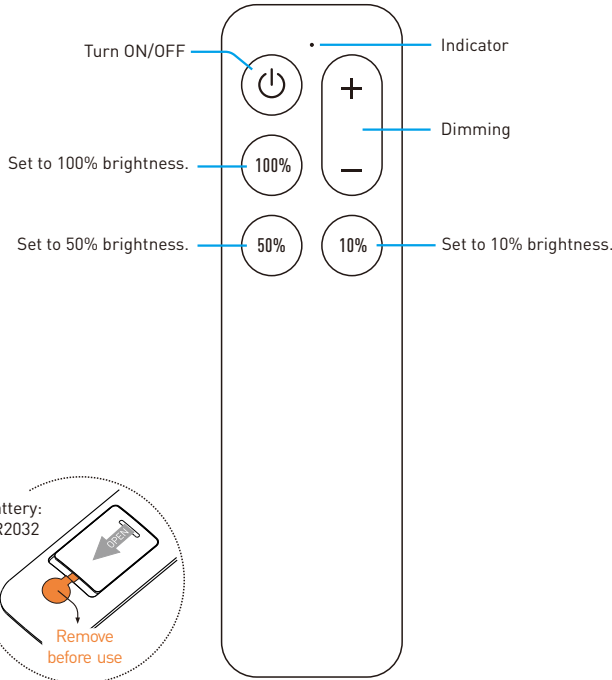


LED Remote Controller

Model: BR03-11

Function



Pair and unpair

The remote controller needs to be paired to receiver to work. User can pair up to 5 remote controllers to one receiver and each remote controller can be paired to any receiver.

To pair or unpair remote to the receiver, please operate with following steps:

- 1). Cut off the power of receiver and power on again after more than 5 seconds.
- 2). Press remote (⏻) and (+) key simultaneously and briefly within 10 seconds after receiver powered on.
- 3). Release all keys, then press (10%) key within 10 seconds to pair the remote to the receiver.
- 4). To unpair the remote from receiver, do the step 1-2 first, then release all keys and press (50%) key within 10 seconds.

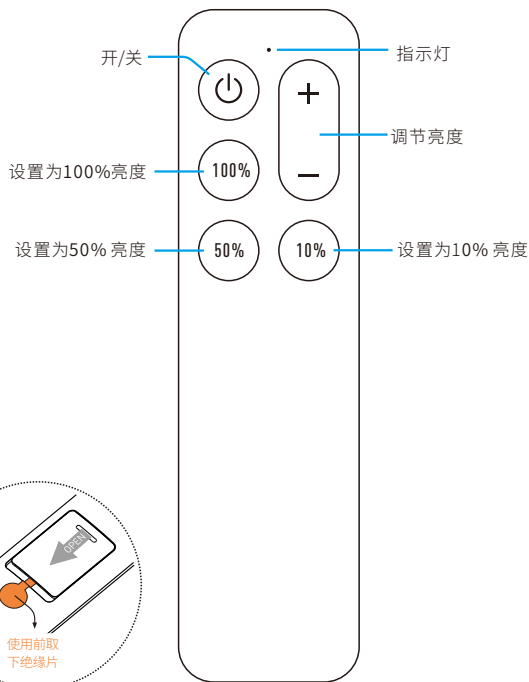
Specification

Working voltage	DC 3V, CR2032 battery
Wireless protocol	Umi protocol based on SIG BLE Mesh
Frequency band	2.4GHz ISM band
Wireless power	< 7dBm
Working temperature	-20-55℃(-4-131°F)

LED遥控器

型号: BR03-11





■ 功能



■ 配对与取消配对

遥控器需要与灯具或控制器配对才能工作。一个灯具或控制器最多可以配对5个遥控器,遥控器则可以与任意灯具或控制器配对。

请按以下步骤操作来完成遥控器配对或取消配对:

- 1). 将目标灯具或控制器断电,在超过5秒后再通电。
- 2). 在灯具或控制器通电后的10秒内,同时短按遥控器上的  与  键。
- 3). 松开所有按键,然后在10秒内再按  键完成配对。
- 4). 要取消遥控器配对,请先执行步骤1-2,然后松开所有键并在10秒内再按下  键来取消配对。

■ 规格

工作电压	DC 3V, CR2032纽扣电池
无线协议	Umi协议,基于SIG BLE Mesh
频段	2.4GHz ISM band
无线功耗	< 7dBm
工作温度	-20-55 °C(-4-131 °F)