
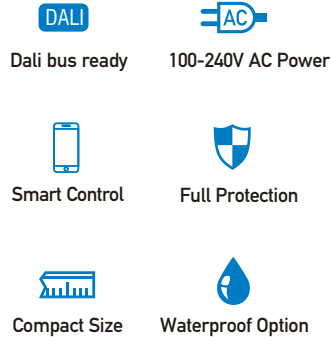


# Umi Smart Wireless DALI bus adaptor

Model: HCM10(-S)

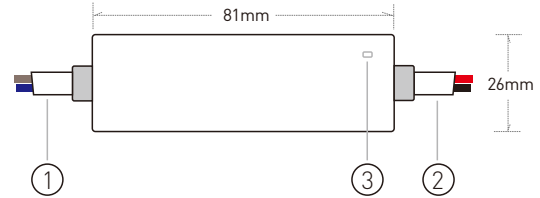
AC 100-240V input  
Built-in Dali power  
Single color / CCT  
Full protection



## ■ Introduction

The HCM10 DALI bus controller is designed to work with the Umi compatible remote controller / panel or Umi smart app, it receives the command from remote controller or app and converts it to Dali bus format, then drives the standard Dali single color or CCT LED drivers and fixtures. The power input voltage can be international AC power range, and the controller has a built-in Dali power supply which can drive Dali device directly with no need of extra Dali power supply. For waterproof, IP68 level is available on -S version and IP63 for standard version. The controller also has strong protection feature and a compact housing for easy and secure installation and ensure the reliability and durability of the application.

## ■ Dimension & Terminal



### 1. Power supply input

Connect to AC power supply. The controller accepts international power voltage from AC 100V to 240V. Please make sure the power is in this range and make sure the AC power is shutdown before connecting the cables. Please make sure the power cable is well insulated before power on. For waterproof application, extra waterproof treatment must be applied to the cable connections.

### 2. Dali bus output

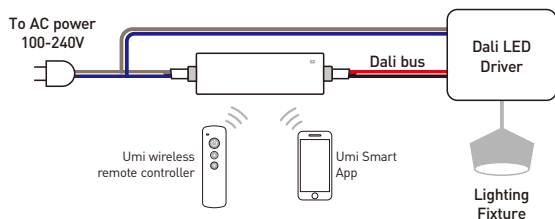
Connect to Dali bus input of the driver or fixtures. The Dali output data format is in IEC 60929 format and all compatible drivers or fixtures connected to the Dali bus can response.

Please be noted that this controller is not compatible to an existing Dali network and do not install it to an existing Dali network.

### 3. Work status indicator

This indicator is hidden in the housing and it will light up with green color when the controller is working properly.

### 4. Wiring diagram



### 5. Protection function

The adaptor has protection function against wrong wiring, it can protect from damage when the Dali output is accidentally connected to AC power. The controller will not be damaged but may generate excess heat in this case. Please cut down the AC power and check the cable wiring if this occurs.

### 6. Waterproof

The -S version controller has IP-68 waterproof feature with glue injection finish. For overall waterproof performance, the cables must be waterproof treated separately.

**Wireless signal degrade** : The wireless communication ability could degrade when using at wet environment, please be aware that the wireless control distance will be shortened in such case.

### 7. Change model & function

The controller can be configured to single color or CCT model by Umi Smart app. The model can only be changed on unpaired controller, please tap on the unpaired controller icon on the discover page of app and select the 'Change function' menu to switch to the desired model.

## ■ Specification

Working voltage	AC 100-240V
Output	Dali bus
Dali output voltage	DC 10-17V
Dali power output current	50mA
Standby power	<0.5W
Wireless connection	Umi protocol, @ 2.4GHz ISM band
Working temperature (Ta)	-20°C~+55°C
Dimension	81x26x20mm

App download link:




Umi智能无线

# DALI总线控制器

型号: HCM10 (-S)

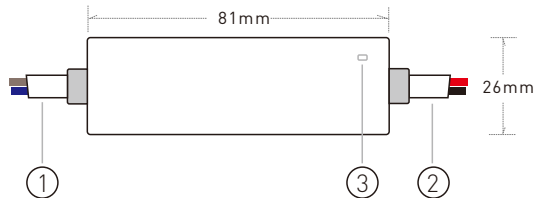
交流100-240V输入  
内置DALI电源  
单色/双色温  
全保护



## ■ 简介

HCM10 DALI总线控制器需与Umi智能协议兼容的遥控器、面板或Umi Smart手机App配合使用,它接收遥控器或者app的命令,并将其转换为Dali总线格式,然后驱动标准DALI总线控制的单色或双色温LED驱动器和灯具。本机电源输入接受100-240V交流电并内置了DALI电源,无需外接DALI电源即可直接驱动DALI驱动。后缀S版本的机型具备IP68级别功能,标准版本防水等级为IP63。该控制器还具有强大的保护功能和紧凑的设计,便于安全安装,并可确保应用的可靠性和耐用性。

## ■ 尺寸 & 端子



### 1. 电源输入

连接到交流电源。本机接受100V至240V的交流电。请确保电源电压在此范围内,并确保在连接电缆之前关闭交流电源。上电前请确保电源线绝缘良好。对于防水应用,必须对电缆连接处进行额外的防水处理。

### 2. DALI总线输出

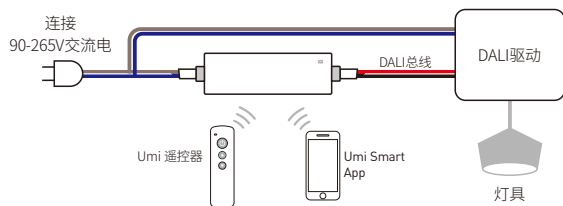
连接到驱动器或灯具的DALI总线输入端。DALI输出数据格式采用IEC 60929格式,连接到DALI总线的所有兼容驱动器或灯具都可以响应。

请注意,此控制器不兼容现有的DALI网络,请勿将其安装到现有的DALI网络中。

### 3. 指示灯

该指示灯隐藏在外壳中,当控制器正常工作时,它会亮绿色。

### 4. 接线图



### 5. 保护功能

控制器具有防错接线保护功能,当DALI输出误接交流电源时,可防止本机损坏。在这种情况下,控制器不会损坏,但可能会产生高热。如果发生这种情况,请切断交流电源并检查电缆接线。

### 6. 防水

-S版本控制器具有IP-68防水功能。为了整体防水性能,电缆连接处必须单独进行防水处理。

**无线信号降级:**在潮湿环境下使用会导致无线通信能力下降,请注意这种情况下无线控制距离会缩短。

### 7. 改变型号/功能

控制器可以通过Umi Smart App配置为单色或CCT机型。只能在未配对的控制器上更改设置,请点击Umi Smart App"发现周边"页面上的未配对控制器图标,然后选择“更改机型”选项并切换到所需的机型/功能。

## 规格

工作电压	100-240V交流
输出	Dali总线
Dali输出电压	DC 10-17V
Dali输出电流	50mA
待机功耗	<0.5W
无线协议	Umi Smart协议, @ 2.4GHz ISM band
工作环境温度	-20°C~+55°C
尺寸	81x26x20mm

扫码下载Umi Smart APP:

